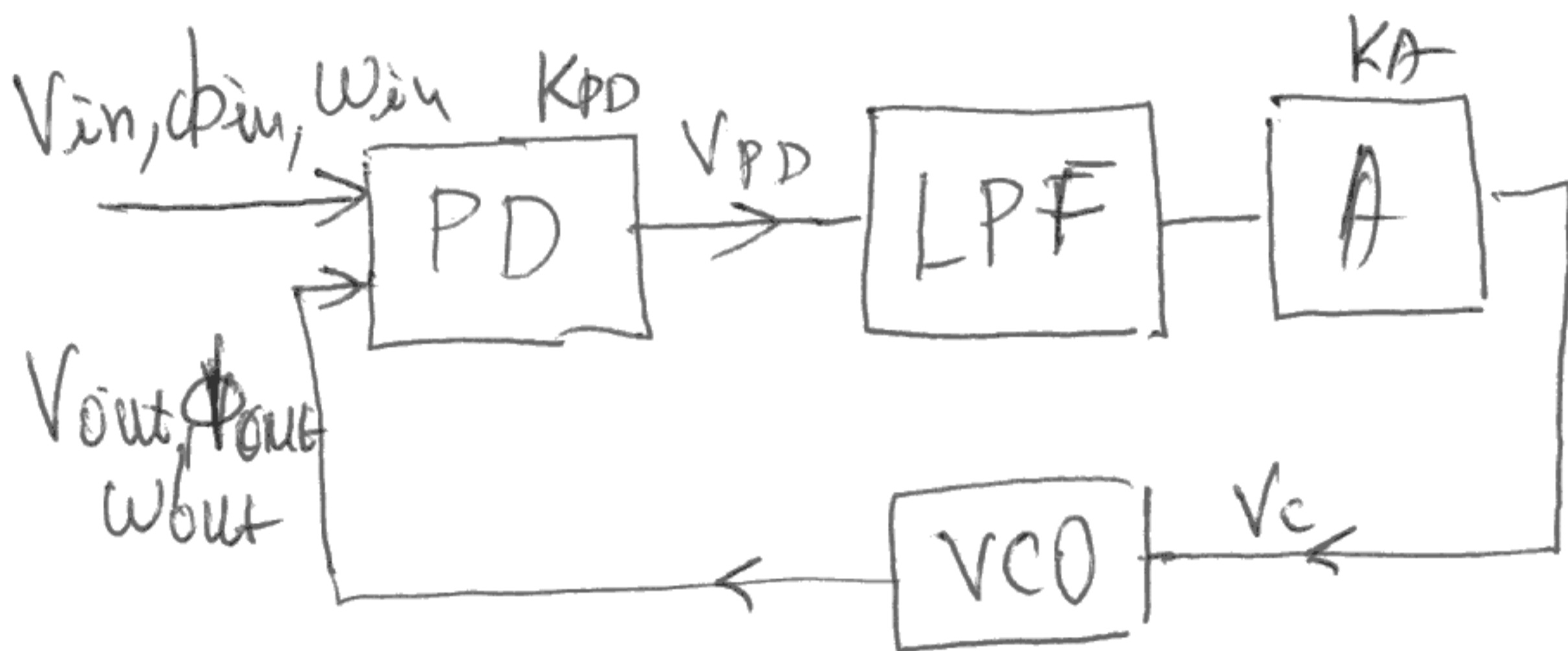


1) U kolu fazno zatvorene petlje poznato je: pojačanje faznog detektora $k_d=2 \text{ V}/(\text{rad}/\text{s})$, pojačanje pojačavača $k_a=50$, pojačanje naponom kontrolisanog oscilatora $K_{vco}=100 \text{ Hz}/\text{V}$, frekvencija slobodnog oscilovanja $f_0=100 \text{ kHz}$. Odrediti:

- Opseg hvatanja fazno zatvorene petlje, $\Delta\omega_H$.
- Odrediti napon greške V_{pd} , kontrolišući napon V_c i statičku faznu grešku kada je frekvencija ulaznog signala $f_s=100.5 \text{ kHz}$.



a)

$$\omega_{out} = \omega_0 + K_{vco} \cdot V_c$$

ω_0 - frekvencija slobodnog oscilovanja

$$V_c = V_{PD} \cdot F(\omega) \cdot K_A = V_{PD} \cdot K_A$$

$$V_{PD} = K_{PD} \cdot \cos(\phi_{in} - \phi_{out})$$

$$V_{PD \max} = K_{PD}$$

$$\omega_0 - K_{vco} \cdot K_{PD} \cdot K_A < \omega_i < \omega_0 + K_{vco} \cdot K_{PD} \cdot K_A$$

$$\omega_0 - \Delta\omega_H < \omega_i < \omega_0 + \Delta\omega_H$$

$\Delta\omega_H$ - opseg hvatanja

$$\Delta\omega_H = K_{vco} \cdot K_{PD} \cdot K_A \cdot F(\omega) = 200 \cdot \pi \frac{\text{rad}}{\text{s}} \cdot 2 \frac{\text{V}}{\text{rad}} \cdot 50$$

$$\Delta\omega_H = 20\,000 \cdot \pi \frac{\text{rad}}{\text{s}} \quad \Delta f_H = 10 \text{ kHz}$$

$$b) f_s = 100,5 \text{ kHz}$$

$$f_0 = 100 \text{ kHz}$$

фр. сигнала је унутар опсега хваћања

$$f_{out} = f_0 + K_{vco} \cdot V_c$$

$$V_c = \frac{1}{K_{vco}} (f_{out} - f_0) = \frac{500 \text{ Hz}}{100 \frac{\text{Hz}}{\text{V}}} = 5 \text{ V}$$

V_c - контролни напон

$$V_c = K_{PD} \cdot K_A \cdot F(\theta)$$

$$V_{PD} = \frac{V_c}{K_A \cdot F(\theta)} = \frac{5 \text{ V}}{50} = 0,1 \text{ V}$$

V_{PD} - напон прешке

$$V_{PD} \approx K_{PD} \cdot \sin(\theta_{out} - \theta_{in}) = K_{PD} \cdot \sin(\phi_{out} - \phi_{in})$$

$$\phi_{in}(t) = \omega_s \cdot t + \theta_{in}$$

$$\phi_{out}(t) = \omega_s \cdot t + \theta_{out}$$

$$V_{PD} = K_{PD} \cdot \sin(\theta_{in} - \theta_{out})$$

$$\text{за } \Delta\theta \ll 1$$

$$V_{PD} \approx K_{PD} \cdot \sin \Delta\theta$$

$$V_{PD} \approx K_{PD} \cdot \Delta\theta$$

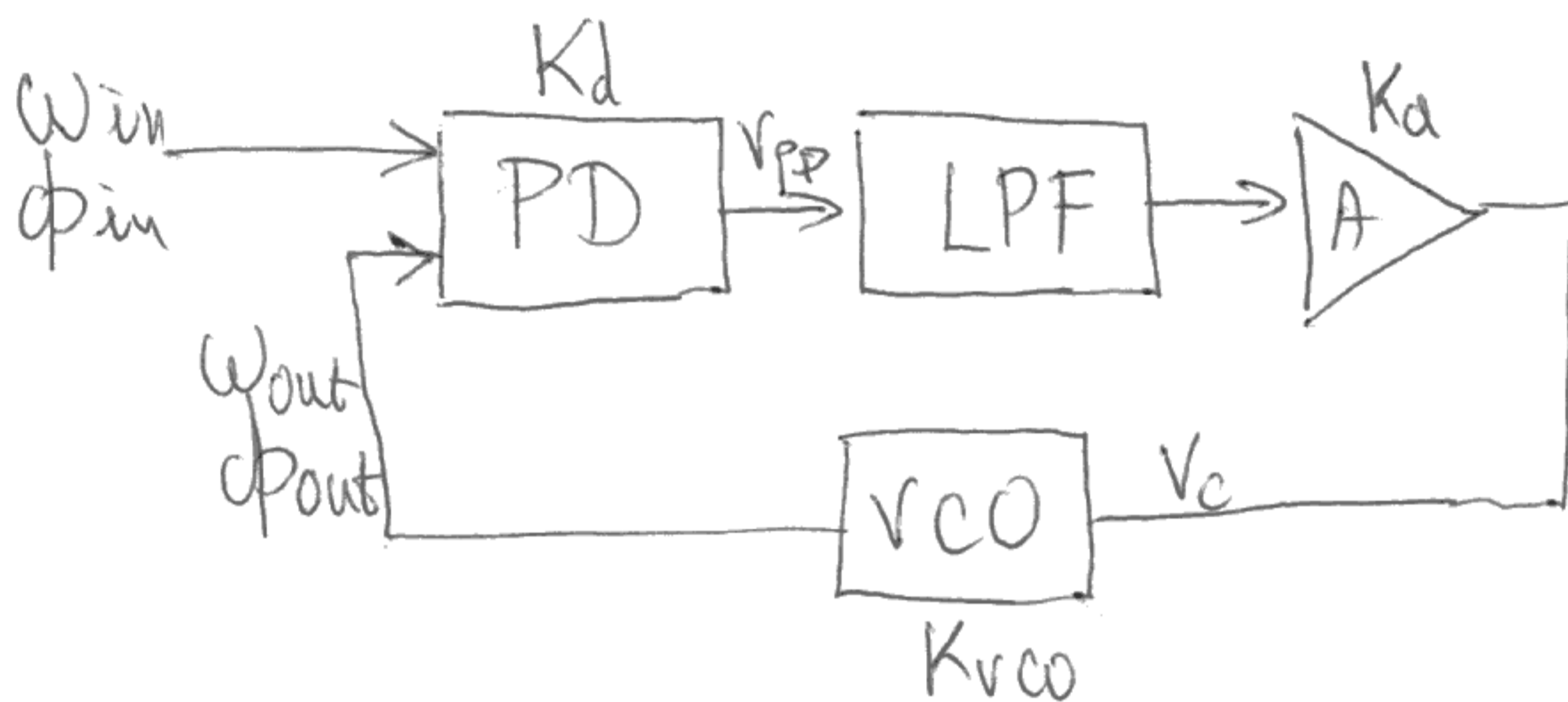
$$\Delta\theta = \arcsin \frac{V_{PD}}{K_{PD}}$$

$$\Delta\theta = \frac{V_{PD}}{K_{PD}} = 0,05 \text{ rad}$$

сигнала фазна прешка

2) U kolu fazno zatvorene petlje poznato je: pojačanje faznog detektora $k_d=2 \text{ V}/(\text{rad/s})$, pojačanje pojačavača $k_a=10$, pojačanje naponom kontrolisanog oscilatora $K_{vco}=100 \text{ Hz/V}$, frekvencija slobodnog oscilovanja $f_0=100 \text{ kHz}$. Odrediti opseg hvatanja fazno zatvorene petlje kada je:

- Fazni dektetor sa kosinusnom prenosnom karakteristikom.
- Fazni detektor sa trougaonom prenosnom karakteristikom.
- Fazni detektor sa testerastom prenosnom karakteristikom.



a) Појачање у отвореној петљи K_{OL} ,

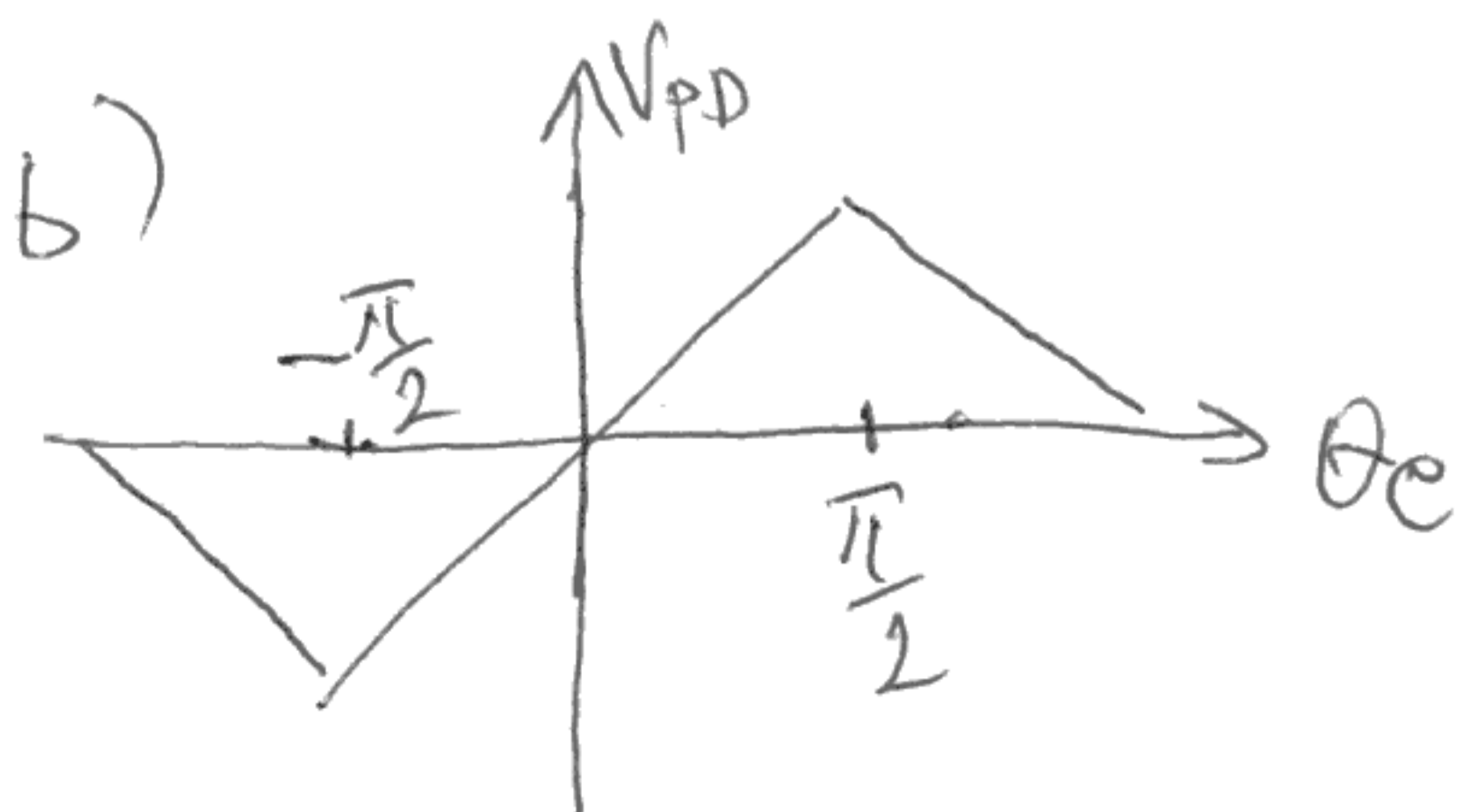
$$K_{OL} = K_d \cdot K_a \cdot K_{vco} \cdot \sin \theta_e$$

$$K_{OLmax} = K_d \cdot K_a \cdot K_{vco} = 2 \frac{\text{V}}{\text{rad/s}} \cdot 10 \cdot 2\pi \cdot 100 \frac{\text{rad/s}}{\text{V}}$$

$$K_{OLmax} = 4000 \cdot \pi \frac{\text{rad}}{\text{s}}$$

$$\Delta \omega_H = \pm K_{OLmax} = \pm 4000 \pi \frac{\text{rad}}{\text{s}}$$

$$\Delta f_H = \pm 2000 \text{ Hz} \quad - \text{ Опсег хваћања}$$



$$K_{OL} = K_d \cdot K_a \cdot K_{vco} \cdot \theta_e$$

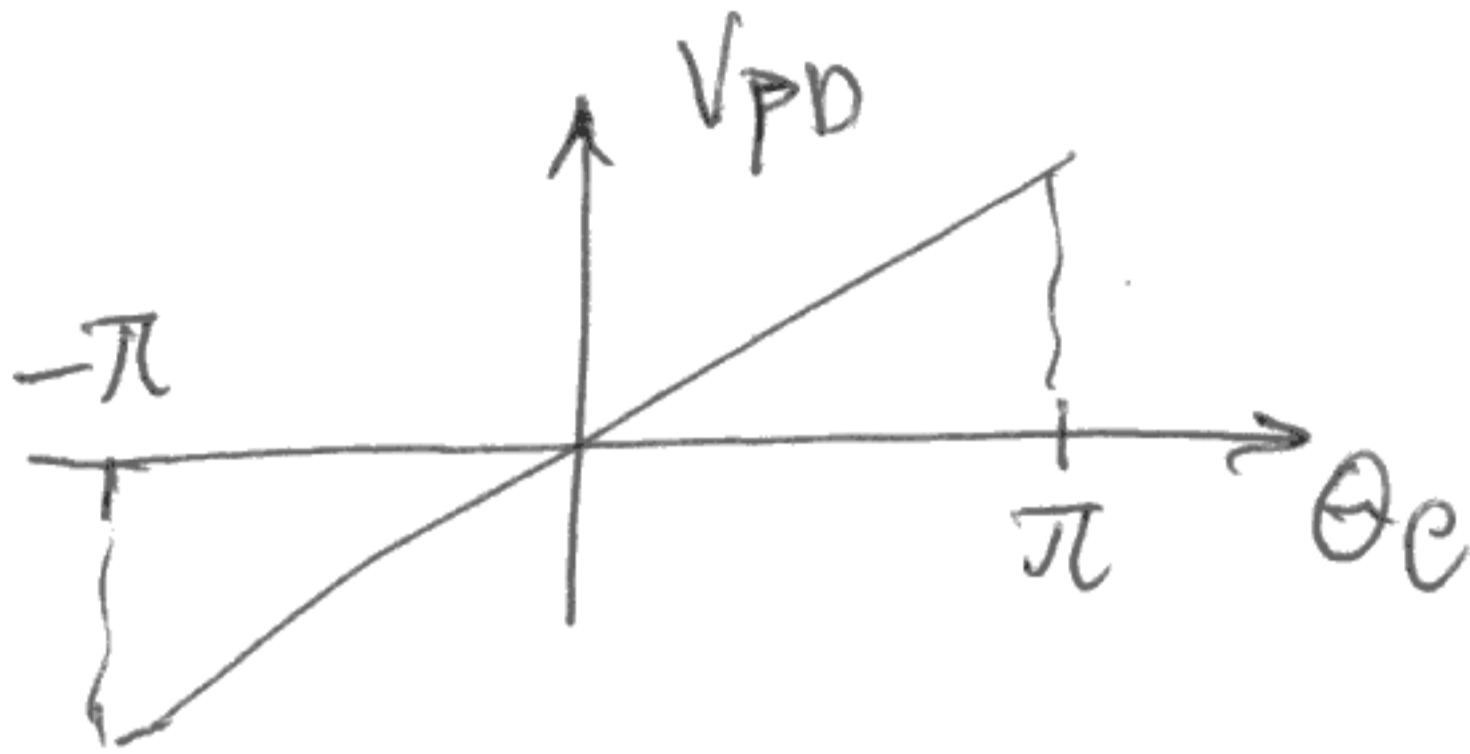
$$K_{OLmax} = K_d \cdot K_a \cdot K_{vco} \cdot \frac{\pi}{2}$$

$$K_{OLmax} = 2 \frac{\text{V}}{\text{rad}} \cdot 10 \cdot 100 \cdot 2\pi \frac{\text{rad}}{\text{s}} \cdot \frac{\pi}{2}$$

$$\Delta \omega_H = \pm K_{OLmax} = \pm 19719 \frac{\text{rad}}{\text{s}}$$

$$\Delta f_H = \pm 3140 \text{ Hz}$$

c)



$$K_{OL} = K_d \cdot K_o \cdot K_a \cdot \theta_e$$

$$K_{OLmax} = K_d \cdot K_o \cdot K_a \cdot \pi$$

$$K_{OLmax} = 12560 \cdot \pi \frac{\text{rad}}{\text{s}}$$

$$\Delta \omega_H = \pm K_{OLmax} = \pm 12560 \frac{\text{rad}}{\text{s}}$$

$$\Delta f_H = \pm 6280 \text{ Hz}$$